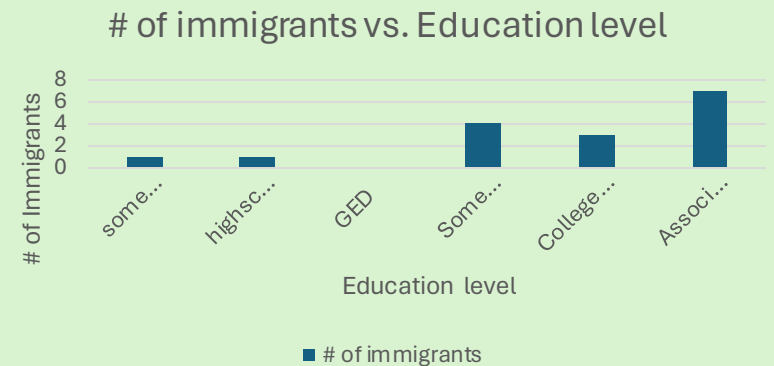


The Education Level of Immigrants and What Stops Them From Reaching a Higher Level of Education

Research Question

The Purpose of this project was to find what the average education level of Immigrants was and what stopped them from reaching a higher level of education.

Data Analysis



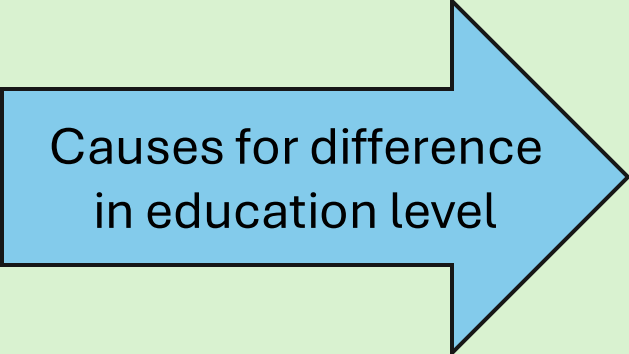
Procedures

- 1) Participants signed consent forms
- 2) Survey was Passed out to US immigrants
- 3) Data was collected from surveys
- 4) Conclusions were drawn about Immigrant education

Conclusions

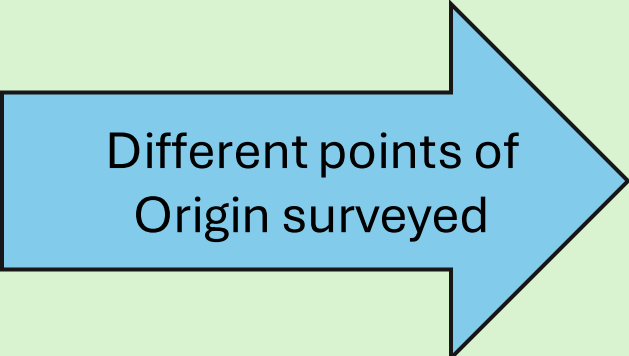
- 10 of the 17 interviewed immigrants had finished college
- 13 of the 17 interviewed immigrants were from Mexico or Tunisia
- The largest restraining factor was that they were required to work

Education Levels in Immigrants Can Vary Based on Origin and Background



Causes for difference
in education level

- Education levels can vary based on the immigrants point of origin (what country they are originally from). (4)
- Different Generation (age ranges) can cause a variation in the education level of immigrants. (5)
- Backgrounds (wealth, home, heritage) cause a difference in education level (5)



Different points of
Origin surveyed

- Tunisia
- Mexico
- The Philippines
- Columbia

Restraining Factors

**What are
restraining factors**

- Restraining factors are what stop someone from reaching a higher level of education
 - Varies from financial problems, language barriers, work requirements and a variety of other reasons.

Points of Origin

- Tunisia
- Mexico
- The Philippines
- Columbia

**What can fixing
restraining factors do**

- Fixing restraining factors for immigrants will allow for a more educated work force and population
 - Immigrants make up 13.6 percent of the population and 17 percent of the workforce. (3)

Education Levels



Education levels

- A variety of different education levels occurred across different age ranges, Points of Origin and restraining factors.
- The Most common level surveyed was Associate/Bachelors/Masters/Doctorate with 7 submissions and the least was GED with 0 submissions.
- A higher variety of education levels could indicate a greater variety of opportunities for immigrants

Research Question Solutions and Variables

Research question

- How can we Improve educational opportunities for immigrants in the United States?
- One way to improve financial situations is to increase scholarship opportunities or lower cost of an education.
- The requirement to work could also be improved by creating a stipend for students or somehow lowering the cost of living.
- The language barrier could be solved by translating lessons and lectures or hiring bilingual professors.

Solutions

Variables

Independent Variable:

- The Point of Origin

Dependent Variable:

- The Restraining Factors in Immigrant Education

Procedures

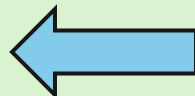
1. Research Education level of immigrants from public sources



2. age, race, point of Origin were collected from previous research papers



4. Human Participants signed informed consent forms



3. survey was created to collect data on age, race education level and Point of Origin



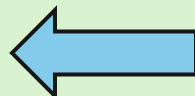
5. survey was passed out to US immigrants



6. survey was collected online



8. Data was examined and solutions to restraining factors were found



7. data was compiled from collected surveys

Materials

1. Computer
 - Used to do research, compile data, and send out the survey
2. Internet access
 - Used for Internet access, research and survey creation
3. Previous Research data
 - Used as background information to start our project
4. Human Participants
 - Necessary to fill out the surveys

Immigrant Education Form

Voluntary Participation: Participation in this study is completely voluntary. There will be no negative consequences if you decide not to participate, stop participating, or refuse to answer any question.
This survey is anonymous, and no information will be kept or collected.

1. Are you an immigrant to the United States

Yes
 No

2. If yes, what is your country of origin

3. How old are you

21-31
 32-42
 43-53
 54+

4. What level of education did you complete.

Some Highschool
 Highschool Diploma
 GED (General Educational Development)
 Some College
 College Diploma
 Associate/Bachelors/Masters/Doctorate

5. What resources restricted you from completing your next level of education. Please select all that apply.

Language Barrier
 Financial
 Required to Work
 Transportation
 Internet Restrictions

Survey

1. Are you an Immigrant to the United States

Yes

No

2. If yes, what is your country of origin

Enter your answer

3. How old are you

21-31

32-42

4. What level of education did you complete.

Some Highschool

Highschool Diploma

GED (General Educational Developments)

Some College

College Diploma

Associate/Bachelors/Masters/Doctortate

This is the survey that was used to collect our data. It was sent out to a variety of immigrants in the US. It collects data on where the Immigrants are from, what level of education they completed, and what stopped them from reaching a higher level of education.

5. What resources restricted you from completing your next level of education. Please select all that apply.

Language Barrier

Financial

Required to Work

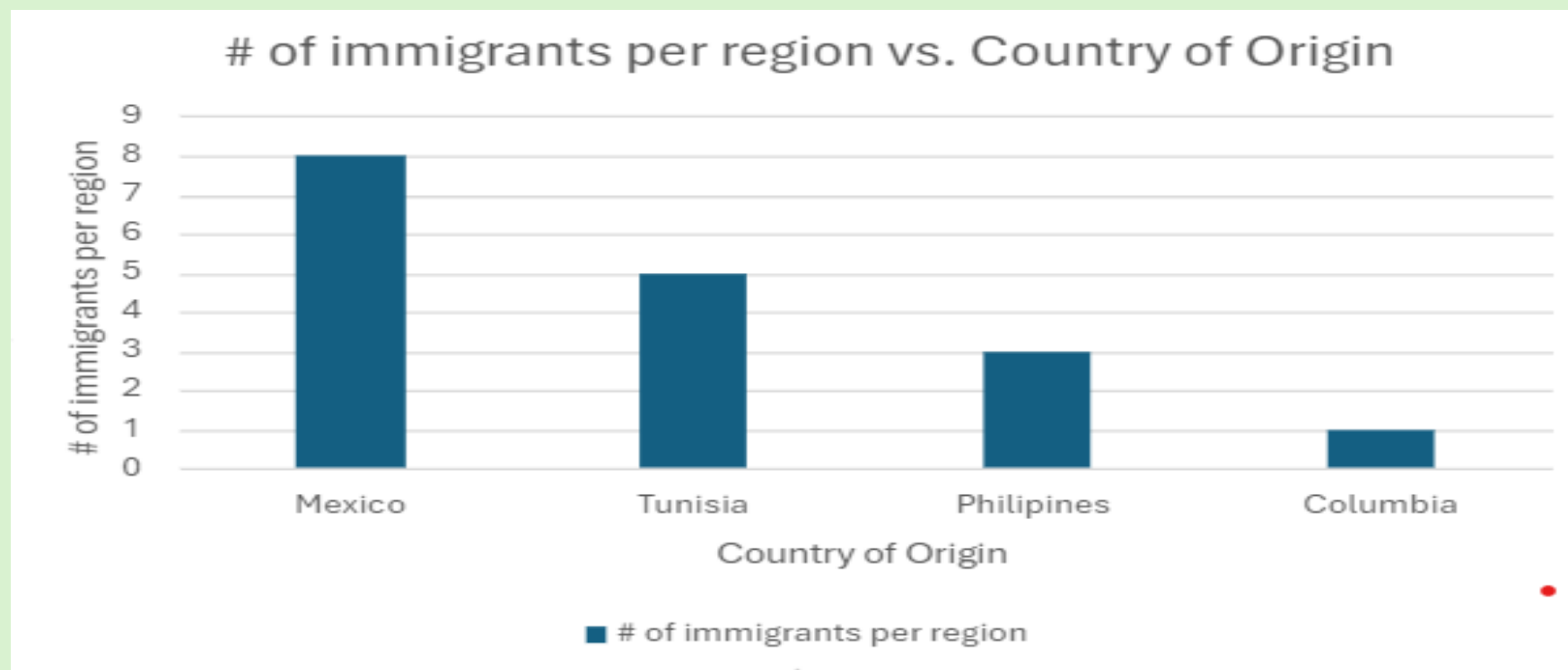
Transportation

Internet Restrictions

Completed Highest Level Available

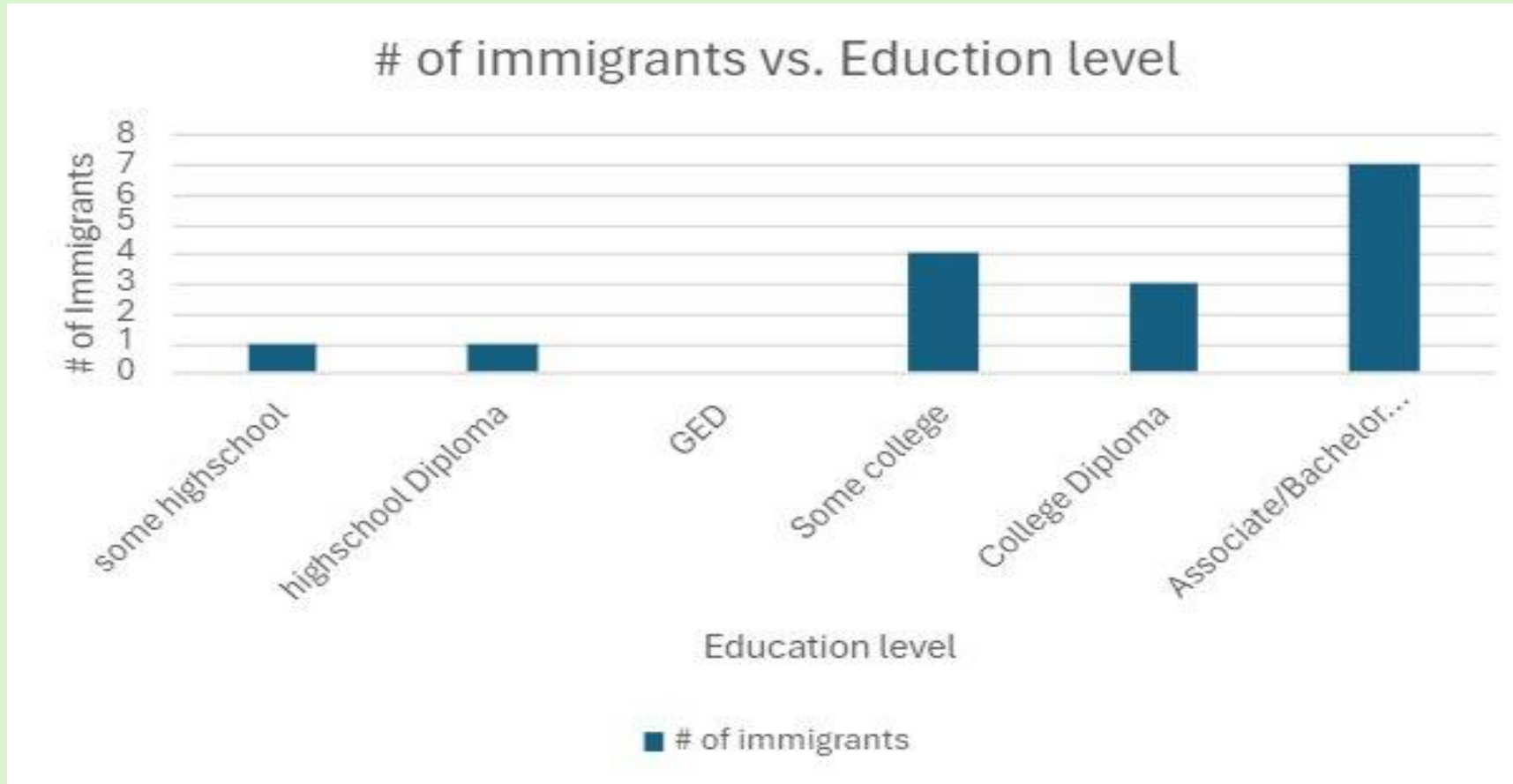
Other

Graph of the Number of Immigrants Per Point of Origin



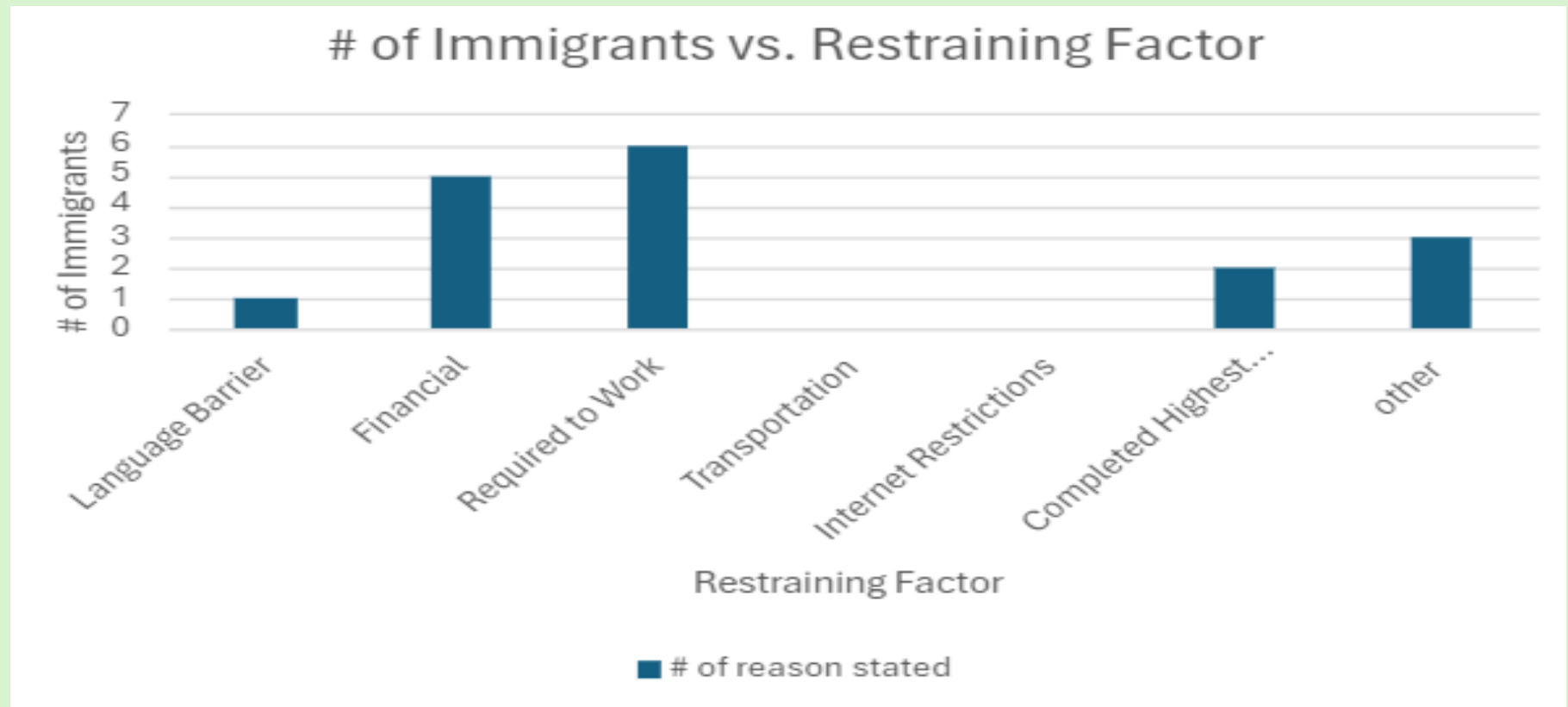
This graph shows the number of immigrants interviewed from each point of origin. This can show if there is a correlation between the point of origin and the respective restraining factor.

Graph of the Number of Immigrants with Each Level of Education



This shows the variety of people educated in each level of education. This allows us to see what the distribution of education level was across immigrants surveyed. This can help us tell if the restraining factor differs across education levels.

Graph of the Number of Immigrants that Stated Each Restraining Factor



This graph shows the number of immigrants that stated each restraining factor. This helps to show what the most common restraining factor is across immigrants. The most common is the requirement to work, followed closely by financial problems. 11 of the 17 immigrants stated these 2 as a restraining factor that stopped them from reaching a higher level of education.

Data Tables

| Restraining factor | # of reason stated |
|-----------------------------------|--------------------|
| Language Barrier | 1 |
| Financial | 5 |
| Required to Work | 6 |
| Transportation | 0 |
| Internet Restrictions | 0 |
| Completed Highest Level Available | 2 |
| other | 3 |

| education level | # of immigrants |
|---------------------------------------|-----------------|
| some highschool | 1 |
| highschool Diploma | 1 |
| GED | 0 |
| Some college | 4 |
| College Diploma | 3 |
| Associate/Bachelors/Masters/Doctorate | 7 |

| place of origin | # of immigrants per region |
|-----------------|----------------------------|
| Mexico | 8 |
| Tunisia | 5 |
| Philipines | 3 |
| Columbia | 1 |

These are the data tables that were used to create the graphs. They were used to store and organize the data collected.

Results



Claim



Evidence



Reasoning

- The largest restraining factors documented were the Requirement to work and Financial difficulties.
- When we sent out the survey asking about restraining factors, the requirement to work was the most stated reason followed by financial difficulties.
- These two reasons go hand in hand with each other and are both traced back to a problem with money.

Solutions



Solutions

- There are many ways to solve these problems with money:
 - Stipends
 - One possible solution to these problems is giving a stipends to students trying to receive an education. The problem with this is that the money would need to come from somewhere.
 - Scholarships
 - Increased scholarship opportunities would allow for a larger variety of opportunities for immigrants. The struggle with this is that it would increase the cost on the university or school, which could in turn increase the tuition for other students.



Future
Progressions

Are there any ways to allow for immigrants to receive an education without increasing the cost for others?

Bibliography

1. Krogstad, Jens Manuel, and Jynnah Radford. “Education Levels of U.S. Immigrants Are on the Rise.” *Pew Research Center*, <https://www.pewresearch.org/short-reads/2018/09/14/education-levels-of-u-s-immigrants-are-on-the-rise/>.
2. Tchoumi, Stéphane Yanick, et al. “Impact of Infective Immigrants on COVID-19 Dynamics.” *Mathematical and Computational Applications*, vol. 27, no. 11, Jan. 2022, p. 11. *doaj.org*, <https://doi.org/10.3390/mca27010011>.
3. Batalova, Jeanne Batalova Kira Olsen-Medina and Jeanne. “College-Educated Immigrants in the United States.” *Migrationpolicy.Org*, 15 Sept. 2020, <https://www.migrationpolicy.org/article/college-educated-immigrants-united-states>.
4. Studies, Center for Migration. “Highly-Educated Undocumented Immigrants in the United States.” *The Center for Migration Studies of New York (CMS)*, 2 Aug. 2022, <https://cmsny.org/educated-immigrants-millet-080122/>.
5. Bureau, US Census. “Census Bureau Releases New Educational Attainment Data.” *Census.Gov*, <https://www.census.gov/newsroom/press-releases/2023/educational-attainment-data.html>.